

Coriolis Flow Meters

L-Cor Series



L-Cor 8000


High-accuracy flow meter for demanding applications

Need the best accuracy for challenging processes? Look no further than our Type U L-Cor 8000 Coriolis mass flow meters. These provide you highly accurate measurements for mass flow ($\pm 0,1\%$), density ($\pm 0,5\text{ kg/m}^3$) and volumetric flow.

- ✓ Be ready for **highly accurate concentration measurements**
- ✓ Conduct measurements of mass flow from **0.4 g/min to 1,400 metric tons/hr**
- ✓ Cover all your process temperature needs with a broad temperature range of **-200 °C to +350 °C**
- ✓ Choose from **stainless steel and alloy C-22 wetted parts** for tough environments
- ✓ Use a Coriolis flow meter that's **perfect for batching processes**



FIND OUT MORE



[www.anton-paar.com/
apb-flow-meters](http://www.anton-paar.com/apb-flow-meters)

L-Cor 6000

Designed for hygienic applications

These hygienic mass flow meters, built with titanium single straight tubes, are your solution for highly accurate measurements of shear-sensitive or viscous liquids, slurries or aggressive media. If fast draining of the pipeline is what you need, then this is the solution you're looking for.


- ✓ **Titanium alloy wetted parts** make these chemically resistance
- ✓ Straight tube design means **less shear on the fluids**
- ✓ **Self-draining design**, thanks to the single straight tube
- ✓ **EHEDG-certified sensors are available** for hygienic process environments
- ✓ Straight tube design ensures **solids-laden fluids don't block the sensor**
- ✓ Partner with us and **collaborate with a company that has extensive expertise** in concentration measurement

L-Cor 4000

Your general-purpose mass flow meter

Designed for affordable, reliable mass flow and concentration measurements, these mass flow meters are the budget-friendly solution for accurately measuring liquids in a range of standard applications in various industries.

- ✓ Achieve **robust, reliable** mass flow and concentration measurements
- ✓ **Reduce pressure loss by 30 %** compared to more complex meter geometries
- ✓ Benefit from a **self-draining design** that keeps cleaning time to a minimum
- ✓ Partner with us and **collaborate with a company that has extensive expertise** in concentration measurement



**L-Cor 8000
High-Performance Flow Meter & Ultra Flow Meter**

Model	AU006-AU080	AU100-AU15H	AU003	AU00A-AU001
	↓	↓	↓	↓
TECHNICAL SPECIFICATIONS				
Nominal size	10 mm, 15 mm, 25 mm, 40 mm, 50 mm, 80 mm	100 mm, 150 mm	10 mm	1/4"
Process connection	ASME Class 150, 300, 600 EN 1092-1 PN40 Tri-clamp ISO 2852 Thread R/Rc	ASME Class 150, 300, 600 EN 1092-1 PN40	ASME Class 150, 300, 600 EN 1092-1 PN40 Tri-clamp ISO 2852 Thread R/Rc	R1/4
Wetted parts	SUS316L Alloy C-22	SUS316L	SUS316L Alloy C-22	SUS316L
Flow range	3.6 kg/h to 120,000 kg/h	3.42 t/h to 700 t/h	0.72 kg/h to 72 kg/h	0.4 g/min to 150 g/min
Process temperature	-200 °C to +200 °C			
Process pressure absolute (depending on process connection)	94 bar	135 bar	150 bar	
Ex Configuration	Flameproof + Intrinsically safe			
Accuracy, mass flow rate	±0.1% RD		±0.2% RD	
Accuracy, density	±0.5 kg/m ³		±3 kg/m ³	

**L-Cor 6000
Hygienic Flow Meter**

**L-Cor 4000
General Purpose Flow Meter**

	↓	↓
TECHNICAL SPECIFICATIONS		
Nominal size	10 mm, 15 mm, 25 mm, 40 mm, 50 mm, 80 mm	10 mm, 15 mm, 25 mm, 40 mm, 50 mm
Process connection	ASME Class 150 Tri-clamp ISO 2852	ASME Class 150, 300, 600 Tri-clamp ISO 2852
Wetted parts	Titanium alloy	SUS316L
Flow range	36 kg/h to 61,200 kg/h	24 kg/h to 48,000 kg/h
Process temperature	-40 °C to +130 °C	
Process pressure absolute (depending on process connection)	24.5 bar	79 bar
Ex Configuration	Flameproof + Intrinsically safe	
Accuracy, mass flow rate	±0.15% RD ± Zero stability error of reading	±0.2% RD ± Zero stability error of reading
Accuracy, density	±2 kg/m ³	±3 kg/m ³

**L-Cor 8100
High-Temperature
Flow Meter**

**L-Cor 8200
Cryogenic
Flow Meter**


**L-Cor 8300
High-Pressure
Flow Meter**

	↓	↓	↓
TECHNICAL SPECIFICATIONS			
Nominal size	25 mm, 40 mm, 50 mm, 80 mm, 100 mm, 150 mm	10 mm	15 mm
Process connection	ASME Class 150, 300, 600 EN 1092-1 PN40		Rc 3/8 Rc 3/4
Wetted parts	SUS316L	SUS316L Alloy C-22	Alloy C-22
Flow range	108 kg/h to 342,000 kg/h	108 kg/h to 700,000 kg/h	24 kg/h to 840 kg/h 78 kg/h to 2,550 kg/h
Process temperature	-40 °C to +130 °C	-200 °C to +50 °C	-200 °C to +200 °C
Process pressure absolute (depending on process connection)	94 bar		360 bar 430 bar
Ex Configuration	Flameproof + Intrinsically safe		
Accuracy, mass flow rate	±0.1% RD ± Zero stability error of reading	±0.1% RD	±0.2% RD ± Zero stability error of reading
Accuracy, density	±3 kg/m ³	±0.5 kg/m ³	± 4 kg/m ³

Reliable.
Compliant.
Qualified.

Our well-trained and certified technicians are ready to keep your instrument running smoothly.

FIND OUT MORE



www.anton-paar.com/service



Maximum uptime



Warranty program



Short response times



A global service network

